




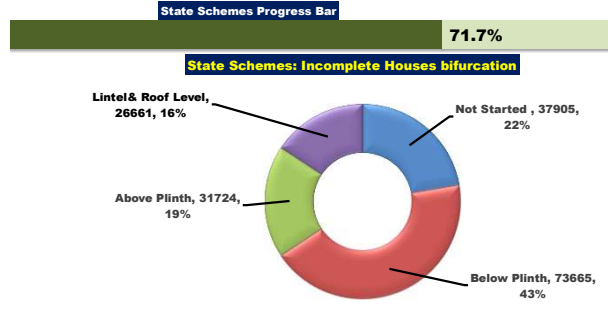
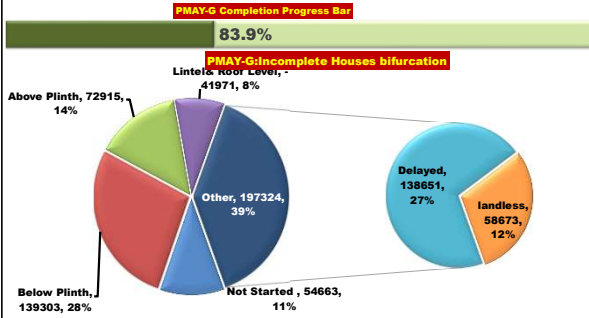
# ग्रामीण गृहनिर्माण

दैनिक प्रगती अहवाल :

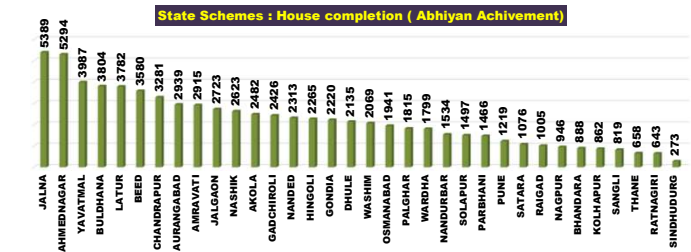
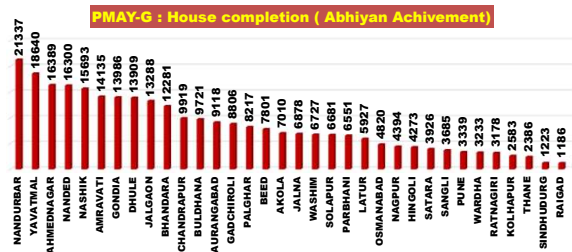
०३.०८.२०२३

प्रधानमंत्री आवास योजना ग्रामीण – मंजूरी, पूर्ण घरकुले, हप्ते वितरण, भूमिहीन, आर्थिकदृष्ट्या अपुर्ण  
राज्य पुरस्कृत ग्रामीण आवास योजना – मंजूरी, पूर्ण घरकुले, हप्ते वितरण, आर्थिकदृष्ट्या अपुर्ण

योजना	एकूण मंजूरी	दैनिक मंजूरी	एकूण पूर्ण	दैनिक पूर्ण घरकुले	दैनिक पहिला हप्ता वितरित	दैनिक दुसरा हप्ता वितरित	दैनिक तिसरा हप्ता वितरित
प्रधानमंत्री आवास योजना ग्रामीण	१३९५६४०	०	११७०७३०	६४५८७	०	०	०
राज्य योजना	६००९६८	११०४	४३१०१३	४८	०	०	०
एकूण	१९९६६०८	११०४	१६०१७४३	६४६३५	०	०	०



पहिला हप्ता मिळाल्यानंतर ३ महिने उलटूनही अपुर्ण घरकुले  
पहिला हप्ता मिळाल्यानंतर ६ महिने उलटूनही अपुर्ण घरकुले  
पहिला हप्ता मिळाल्यानंतर ९ महिने उलटूनही अपुर्ण घरकुले  
पहिला हप्ता मिळाल्यानंतर १२ महिने उलटूनही अपुर्ण घरकुले  
पहिला हप्ता मिळाल्यानंतर १८ महिने उलटूनही अपुर्ण घरकुले  
पहिला हप्ता मिळाल्यानंतर १० दिवसानंतरही दुसरा हप्ता न मिळालेली घरकुले  
दुसरा हप्ता मिळाल्यानंतर १० दिवसानंतरही तिसरा हप्ता न मिळालेली घरकुले  
तिसरा हप्ता मिळाल्यानंतर १० दिवसानंतरही अपुर्ण घरांची संख्या

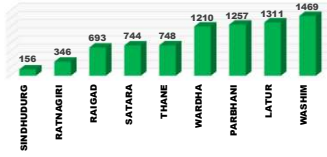


राज्य व्यवस्थापन कक्ष- ग्रामीण गृहनिर्माण

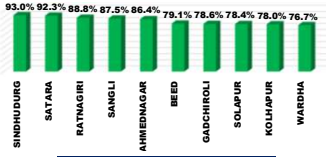
४ था मजला, दक्षिण कक्ष, सिडको भवन, सीबीडी बेलापूर, नवी मुंबई - ४०० ६१४.

# Top and Bottom Ten Districts

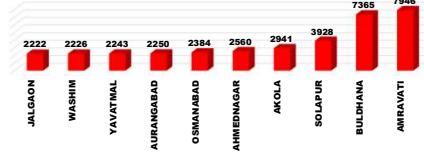
PMAY-G Delayed Houses TOP 10 Dist.



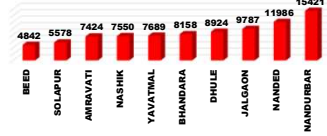
State Schemes Sanction TOP 10 Dist.



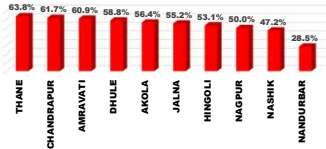
PMAY-G Remaining 1st Installments Bottom 10 Dist.



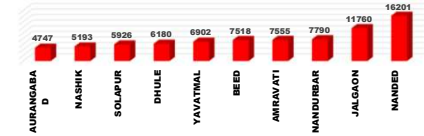
PMAY-G Delayed Houses Bottom 10 Dist.



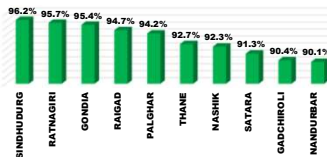
State Schemes Sanction Bottom 10 Dist.



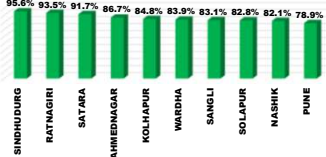
PMAY-G Remaining 2nd Installments Bottom 10 Dist.



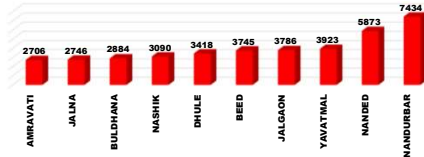
PMAY-G Completion TOP 10 Dist.



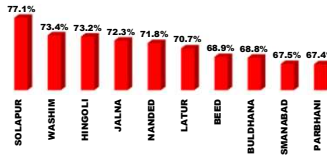
State Schemes Completion TOP 10 Dist.



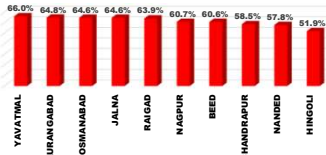
PMAY-G Remaining 3rd Installments Bottom 10 Dist.



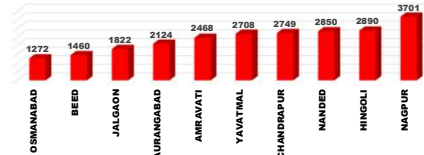
PMAY-G Completion Bottom 10 Dist.



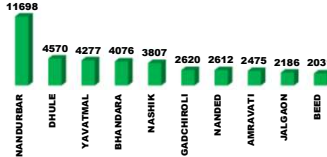
State Schemes Completion Bottom 10 Dist.



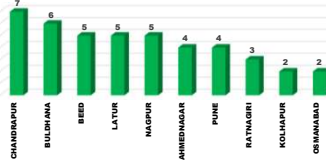
State Schemes Remaining 1st Installments Bottom 10 Dist.



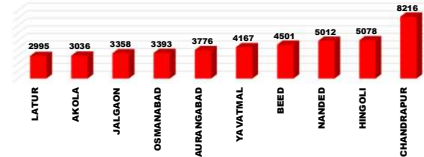
PMAY-G Daily Completion Top 10 Dist.



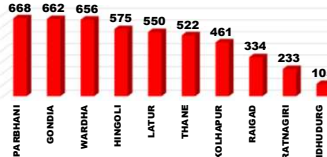
State Schemes Daily Completion Top 10 Dist.



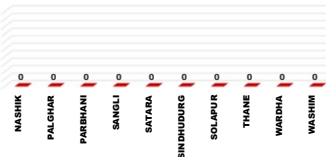
State Schemes Remaining 2nd Installments Bottom 10 Dist.



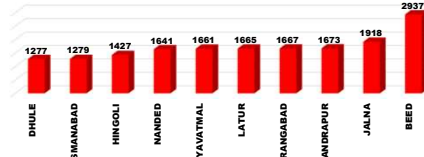
PMAY-G Daily Completion Bottom 10 Dist.



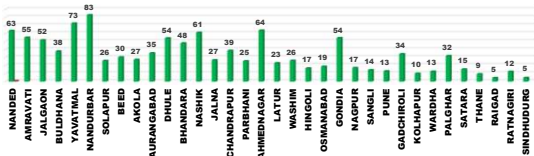
State Schemes Daily Completion Bottom 10 Dist.



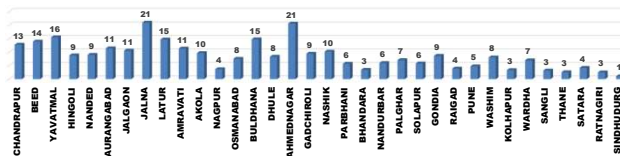
State Schemes Remaining 3rd Installments Bottom 10 Dist.



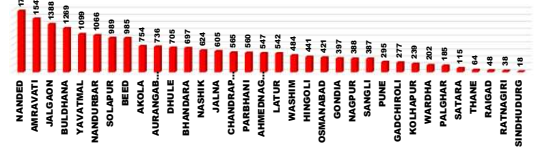
PMAY-G : Current Pace of Completion Per Day (Abhiyan)



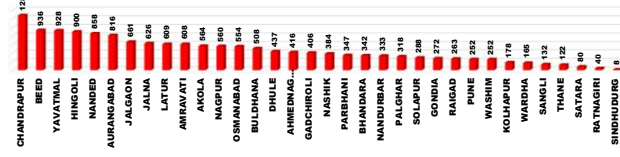
State Schemes : Current Pace of Completion Per Day (Abhiyan)



PMAY-G Required Pace of Completion Per Day



State Schemes Required Pace of Completion Per Day



प्रधानमंत्री आवास योजना ग्रामीण - मंजूरी (PWL+Awaas Plus)

Sr. No.	Division	Target (PWL+Awaas Plus)	02.08.2023	03.08.2023	Daily Achivement	Remaining
1	NASHIK DIV.	412020	411770	411766	0	254
2	AMRAVATI DIV.	270832	270203	270072	0	760
3	AURANGABAD DIV.	236317	235885	235885	0	432
4	NAGPUR DIV.	289044	288540	288533	0	511
5	KONKAN DIV.	69517	69475	69475	0	42
6	PUNE DIV.	120629	119935	119909	0	720
<b>Total</b>		<b>1398359</b>	<b>1395808</b>	<b>1395640</b>	<b>0</b>	<b>2719</b>

Sr. No.	District	Target (PWL+Awaas Plus)	02.08.2023	03.08.2023	Daily Achivement	Remaining
1	AHMEDNAGAR	60551	60487	60487	0	64
2	AURANGABAD	36366	36350	36350	0	16
3	BEED	34987	34863	34863	0	124
4	BHANDARA	64125	63960	63960	0	165
5	BULDHANA	44706	44706	44706	0	0
6	CHANDRAPUR	42522	42475	42475	0	47
7	DHULE	64664	64664	64664	0	0
8	GADCHIROLI	31635	31620	31620	0	15
9	GONDIA	95992	95931	95931	0	61
10	HINGOLI	18083	18083	18083	0	0
11	JALGAON	78561	78474	78474	0	87
12	JALNA	24035	24035	24035	0	0
13	KOLHAPUR	17416	17277	17277	0	139
14	LATUR	20415	20368	20368	0	47
15	NAGPUR	36720	36557	36557	0	163
16	NANDED	69192	69077	69077	0	115
17	NANDURBAR	118812	118791	118791	0	21
18	OSMANABAD	14313	14229	14229	0	84
19	PALGHAR	35188	35188	35188	0	0
20	PARBHANI	18926	18880	18880	0	46
21	PUNE	19230	19193	19193	0	37
22	RAIGAD	9821	9819	9819	0	2
23	RATNAGIRI	9804	9800	9800	0	4
24	SANGLI	21509	21410	21410	0	99
25	SINDHUDURG	5132	5096	5096	0	36
26	THANE	9572	9572	9572	0	0
27	WASHIM	20100	20062	20062	0	38
28	AMRAVATI	93194	92773	92772	-1	422
29	NASHIK	89432	89354	89350	-4	82
30	SATARA	14708	14571	14566	-5	142
31	WARDHA	18050	17997	17990	-7	60
32	SOLAPUR	47766	47484	47463	-21	303
33	YAVATMAL	64233	64169	64136	-33	97
34	AKOLA	48599	48493	48396	-97	203
<b>Total</b>		<b>1398359</b>	<b>1395808</b>	<b>1395640</b>	<b>0</b>	<b>2719</b>

Remaining Sanction RANK

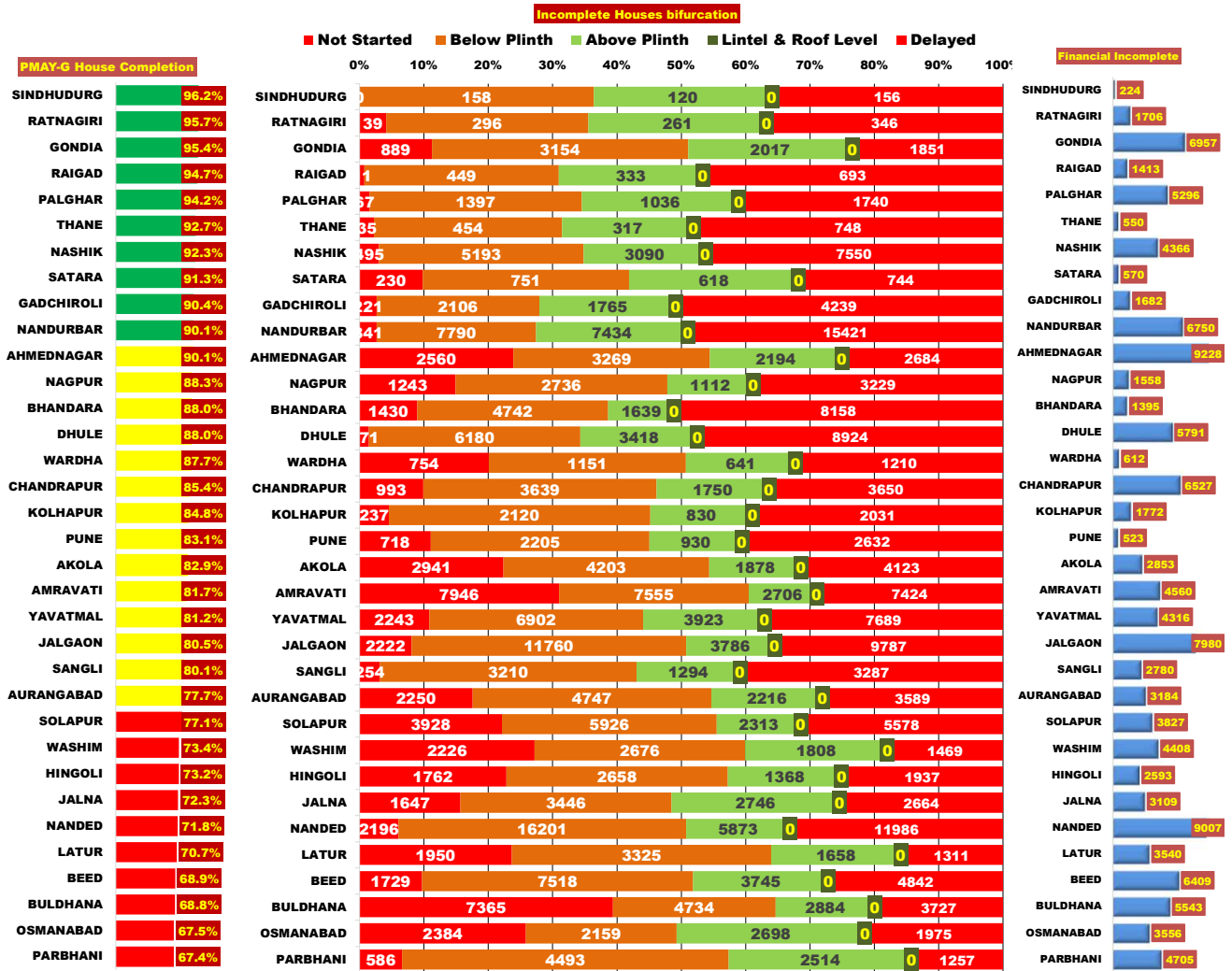
BULDHANA	0
DHULE	0
HINGOLI	0
JALNA	0
PALGHAR	0
THANE	0
RAIGAD	2
RATNAGIRI	4
GADCHIROLI	15
AURANGABAD	16
NANDURBAR	21
SINDHUDURG	36
PUNE	37
WASHIM	38
PARBHANI	46
CHANDRAPUR	47
LATUR	47
WARDHA	60
GONDIA	61
AHMEDNAGAR	64
NASHIK	82
OSMANABAD	84
JALGAON	87
YAVATMAL	97
SANGLI	99
NANDED	115
BEED	124
KOLHAPUR	139
SATARA	142
NAGPUR	163
BHANDARA	165
AKOLA	203
SOLAPUR	303
AMRAVATI	422

प्रधानमंत्री आवास योजना - ग्रामीण : भूमिहीन लाभार्थी अहवाल

Sr. No.	District	Google Sheet Report			AwaasSoft Report			
		Total Landless	Provided land	Remaining	Landless beneficiaries tagged in AwaasSoft	Landless beneficiaries provided land	Remaining Landless	Remaining Tag (provided land)
1	DHULE	18	18	0	18	18	0	0
2	GADCHIROLI	8	8	0	9	9	0	-1
3	GONDIA	2450	2450	0	2457	2329	128	121
4	KOLHAPUR	257	257	0	254	229	25	28
5	NANDURBAR	0	0	0	0	0	0	0
6	PALGHAR	11	11	0	11	11	0	0
7	RAIGAD	6	6	0	6	6	0	0
8	RATNAGIRI	23	23	0	23	23	0	0
9	SINDHUDURG	420	420	0	418	418	0	2
10	NANDED	354	322	32	382	263	119	59
11	THANE	112	80	32	118	60	58	20
12	BEED	212	125	87	364	66	298	59
13	SANGLI	369	210	159	355	142	213	68
14	SATARA	902	677	225	889	580	309	97
15	PARBHANI	307	63	244	307	54	253	9
16	NASHIK	1817	1474	343	1723	1162	561	312
17	PUNE	2069	1603	466	2069	867	1202	736
18	CHANDRAPUR	2475	1909	566	2513	1613	900	296
19	WARDHA	2370	1793	577	2469	1794	675	-1
20	HINGOLI	1713	796	917	1713	466	1247	330
21	JALNA	1359	406	953	1374	85	1289	321
22	NAGPUR	4653	3678	975	4661	3549	1112	129
23	LATUR	2195	1127	1068	2258	801	1457	326
24	BHANDARA	5073	3985	1088	5074	4092	982	-107
25	JALGAON	22533	21330	1203	22588	20901	1687	429
26	AURANGABAD	3266	1700	1566	3250	1807	1443	-107
27	WASHIM	3312	1687	1625	3321	1551	1770	136
28	YAVATMAL	3230	1547	1683	3471	1410	2061	137
29	OSMANABAD	2258	531	1727	2376	56	2320	475
30	AKOLA	7148	4836	2312	7238	4985	2253	-149
31	AHMEDNAGAR	7588	5220	2368	7797	5111	2686	109
32	SOLAPUR	6593	3962	2631	6655	2359	4296	1603
33	BULDHANA	15352	9266	6086	15729	9146	6583	120
34	AMRAVATI	20218	11647	8571	19631	11524	8107	123
	<b>Total</b>	<b>120671</b>	<b>83167</b>	<b>37504</b>	<b>121521</b>	<b>77487</b>	<b>44034</b>	<b>6045</b>

## प्रधानमंत्री आवास योजना ग्रामीण - पूर्ण घरकूले

Sr. No.	Division	Sanction	02.08.2023	03.08.2023	Daily Achivement	Remaining	Avg. Completed Per Day From 20.11.22 to Today	To be Completed in Per Day till 15.08.23
1	NASHIK DIV.	411766	340930	364130	23200	47636	314	4331
2	AURANGABAD DIV.	235885	158101	169229	11128	66656	240	6060
3	NAGPUR DIV.	288533	249824	260747	10923	27786	205	2526
4	AMRAVATI DIV.	270072	202590	213390	10800	56682	219	5153
5	PUNE DIV.	119909	92164	97636	5472	22273	79	2025
6	KONKAN DIV.	69475	62534	65598	3064	3877	63	352
<b>Total</b>		<b>1395640</b>	<b>1106143</b>	<b>1170730</b>	<b>64587</b>	<b>224910</b>	<b>1119</b>	<b>20446</b>



प्रधानमंत्री आवास योजना ग्रामीण - पूर्ण घरकूले

Sr. No.	District	Sanction	02.08.2023	03.08.2023	Daily Achivement	Remaining	Avg. Completed Per Day From 20.11.22 to Today	To be Completed in Per Day till 15.08.23
1	NANDURBAR	118791	95369	107067	11698	11724	83	1066
2	DHULE	64664	52334	56904	4570	7760	54	705
3	YAVATMAL	64136	47771	52048	4277	12088	73	1099
4	BHANDARA	63960	52217	56293	4076	7667	48	697
5	NASHIK	89350	78677	82484	3807	6866	61	624
6	GADCHIROLI	31620	25953	28573	2620	3047	34	277
7	NANDED	69077	46998	49610	2612	19467	63	1770
8	AMRAVATI	92772	73285	75760	2475	17012	55	1547
9	JALGAON	78474	61020	63206	2186	15268	52	1388
10	BEED	34863	21990	24029	2039	10834	30	985
11	SOLAPUR	47463	34584	36589	2005	10874	26	989
12	AURANGABAD	36350	26308	28250	1942	8100	35	736
13	PALGHAR	35188	31278	33148	1870	2040	32	185
14	BULDHANA	44706	28949	30742	1793	13964	38	1269
15	AKOLA	48396	38534	40107	1573	8289	27	754
16	CHANDRAPUR	42475	34753	36258	1505	6217	39	565
17	JALNA	24035	15963	17384	1421	6651	27	605
18	NAGPUR	36557	30883	32287	1404	4270	17	388
19	OSMANABAD	14229	8279	9600	1321	4629	19	421
20	PUNE	19193	14707	15949	1242	3244	13	295
21	SANGLI	21410	16169	17152	983	4258	14	387
22	AHMEDNAGAR	60487	53530	54469	939	6018	64	547
23	SATARA	14566	12520	13301	781	1265	15	115
24	WASHIM	20062	14051	14733	682	5329	26	484
25	PARBHANI	18880	12056	12724	668	6156	25	560
26	GONDIA	95931	90902	91564	662	4367	54	397
27	WARDHA	17990	15116	15772	656	2218	13	202
28	HINGOLI	18083	12656	13231	575	4852	17	441
29	LATUR	20368	13851	14401	550	5967	23	542
30	THANE	9572	8350	8872	522	700	9	64
31	KOLHAPUR	17277	14184	14645	461	2632	10	239
32	RAIGAD	9819	8962	9296	334	523	5	48
33	RATNAGIRI	9800	9149	9382	233	418	12	38
34	SINDHUDURG	5096	4795	4900	105	196	5	18
<b>Total</b>		<b>1395640</b>	<b>1106143</b>	<b>1170730</b>	<b>64587</b>	<b>224910</b>	<b>1119</b>	<b>20446</b>

राज्यपुरस्कृत आवास योजना ग्रामीण - मंजूरी

Sr. No.	Division	Target	02.08.2023	03.08.2023	Daily Achivement	Remaining
1	KONKAN DIV.	45015	33315	34034	719	10981
2	NASHIK DIV.	207056	116707	116905	198	90151
3	NAGPUR DIV.	161806	107336	107426	90	54380
4	AMRAVATI DIV.	156577	102843	102924	81	53653
5	AURANGABAD DIV.	267541	175887	175902	16	91639
6	PUNE DIV.	79218	63777	63777	0	15441
<b>Total</b>		<b>917213</b>	<b>599865</b>	<b>600968</b>	<b>1104</b>	<b>316245</b>

Sr. No.	District	Target	02.08.2023	03.08.2023	Daily Achivement	Remaining
1	RAIGAD	10569	7345	8021	676	2548
2	NASHIK	49930	23431	23554	123	26376
3	CHANDRAPUR	55099	33940	34011	71	21088
4	AMRAVATI	36242	22008	22069	61	14173
5	JALGAON	34417	25701	25759	58	8658
6	THANE	8574	5423	5466	43	3108
7	YAVATMAL	40759	29972	29992	20	10767
8	GADCHIROLI	20609	16180	16197	17	4412
9	NANDURBAR	51420	14649	14666	17	36754
10	PARBHANI	27750	17925	17934	9	9816
11	AURANGABAD	36954	25483	25490	7	11464
12	NAGPUR	31291	15656	15658	2	15633
13	AHMEDNAGAR	39938	34500	34500	0	5438
14	AKOLA	34781	19622	19622	0	15159
15	BEED	33057	26163	26163	0	6894
16	BHANDARA	21794	16423	16423	0	5371
17	BULDHANA	28967	20422	20422	0	8545
18	DHULE	31351	18426	18426	0	12925
19	GONDIA	18306	13864	13864	0	4442
20	HINGOLI	38798	20592	20592	0	18206
21	JALNA	35214	19447	19447	0	15767
22	KOLHAPUR	16545	12902	12902	0	3643
23	LATUR	35680	26708	26708	0	8972
24	OSMANABAD	25678	17230	17230	0	8448
25	PALGHAR	16073	11748	11748	0	4325
26	PUNE	17741	13139	13139	0	4602
27	RATNAGIRI	7531	6690	6690	0	841
28	SANGLI	9832	8604	8604	0	1228
29	SATARA	11532	10647	10647	0	885
30	SINDHUDURG	2268	2109	2109	0	159
31	SOLAPUR	23568	18485	18485	0	5083
32	WARDHA	14707	11273	11273	0	3434
33	WASHIM	15828	10819	10819	0	5009
34	NANDED	34410	22339	22338	-1	12072
<b>Total</b>		<b>917213</b>	<b>599865</b>	<b>600968</b>	<b>1104</b>	<b>316245</b>

Remaining Sanction RANK

SINDHUDURG	159
RATNAGIRI	841
SATARA	885
SANGLI	1228
RAIGAD	2548
THANE	3108
WARDHA	3434
KOLHAPUR	3643
PALGHAR	4325
GADCHIROLI	4412
GONDIA	4442
PUNE	4602
WASHIM	5009
SOLAPUR	5083
BHANDARA	5371
AHMEDNAGAR	5438
BEED	6894
OSMANABAD	8448
BULDHANA	8545
JALGAON	8658
LATUR	8972
PARBHANI	9816
YAVATMAL	10767
AURANGABAD	11464
NANDED	12072
DHULE	12925
AMRAVATI	14173
AKOLA	15159
NAGPUR	15633
JALNA	15767
HINGOLI	18206
CHANDRAPUR	21088
NASHIK	26376
NANDURBAR	36754

राज्यपुरस्कृत आवास योजना ग्रामीण - प्रलंबीत मंजूरी

Sr. No.	Division	रमाई आवास योजना	शबरी आवास योजना	आदीम आवास योजना	पारधी आवास योजना	य.च.मु.व योजना	धनगर आवास योजना	एकूण
1	KONKAN DIV.	1805	9122	26	4	22	2	10981
2	PUNE DIV.	11568	3631	4	55	20	163	15441
3	AMRAVATI DIV.	32096	21046	217	9	251	34	53653
4	NAGPUR DIV.	26042	25223	271	3	2814	27	54380
5	NASHIK DIV.	21467	68573	61	20	0	30	90151
6	AURANGABAD DIV.	60434	29777	238	26	313	851	91639
	<b>Total</b>	<b>153412</b>	<b>157372</b>	<b>817</b>	<b>117</b>	<b>3420</b>	<b>1107</b>	<b>316245</b>

Sr. No.	District	रमाई आवास योजना	शबरी आवास योजना	आदीम आवास योजना	पारधी आवास योजना	य.च.मु.व योजना	धनगर आवास योजना	एकूण
1	SINDHUDURG	128	14	16	1	0	0	159
2	RATNAGIRI	734	84	0	1	22	0	841
3	SATARA	875	10	0	0	0	0	885
4	SANGLI	1186	30	0	12	0	0	1228
5	RAIGAD	522	2022	0	2	0	2	2548
6	THANE	322	2779	7	0	0	0	3108
7	WARDHA	1066	2220	148	0	0	0	3434
8	KOLHAPUR	3445	35	0	0	0	163	3643
9	PALGHAR	99	4223	3	0	0	0	4325
10	GADCHIROLI	1081	3305	26	0	0	0	4412
11	GONDIA	2839	1588	0	0	0	15	4442
12	PUNE	1249	3315	4	14	20	0	4602
13	WASHIM	3625	1384	0	0	0	0	5009
14	SOLAPUR	4813	241	0	29	0	0	5083
15	BHANDARA	3871	1446	0	0	42	12	5371
16	AHMEDNAGAR	2665	2773	0	0	0	0	5438
17	BEED	5588	1300	0	6	0	0	6894
18	OSMANABAD	8044	265	0	0	139	0	8448
19	BULDHANA	5765	2746	0	0	0	34	8545
20	JALGAON	3579	5045	0	4	0	30	8658
21	LATUR	7202	933	0	4	0	833	8972
22	PARBHANI	6799	2853	0	0	164	0	9816
23	YAVATMAL	5767	4697	217	1	85	0	10767
24	AURANGABAD	7193	4265	0	6	0	0	11464
25	NANDED	5205	6621	238	8	0	0	12072
26	DHULE	3860	9065	0	0	0	0	12925
27	AMRAVATI	5255	8745	0	7	166	0	14173
28	AKOLA	11684	3474	0	1	0	0	15159
29	NAGPUR	10092	5537	0	0	4	0	15633
30	JALNA	13308	2429	0	2	10	18	15767
31	HINGOLI	7095	11111	0	0	0	0	18206
32	CHANDRAPUR	7093	11127	97	3	2768	0	21088
33	NASHIK	10416	15893	61	6	0	0	26376
34	NANDURBAR	947	35797	0	10	0	0	36754
	<b>Total</b>	<b>153412</b>	<b>157372</b>	<b>817</b>	<b>117</b>	<b>3420</b>	<b>1107</b>	<b>316245</b>



राज्यपुरस्कृत आवास योजना ग्रामीण - पूर्ण घरकूले

Sr. No.	Division	Sanction	02.08.2023	03.08.2023	Daily Achivement	Remaining	Avg. Completed From 20.11.22 to Today	Per Day	To be Completed in Per Day till 15.08.23
1	AURANGABAD DIV.	175902	113766	113781	15	62121	92		5647
2	NAGPUR DIV.	107426	74093	74105	12	33321	45		3029
3	AMRAVATI DIV.	102924	71448	71455	7	31469	59		2861
4	PUNE DIV.	63777	53532	53538	6	10239	21		931
5	KONKAN DIV.	34034	25764	25768	4	8266	17		751
6	NASHIK DIV.	116905	92362	92366	4	24539	56		2231
	<b>Total</b>	<b>600968</b>	<b>430965</b>	<b>431013</b>	<b>48</b>	<b>169955</b>	<b>291</b>		<b>15450</b>

Sr. No.	District	Sanction	02.08.2023	03.08.2023	Daily Achivement	Remaining	Avg. Completed From 20.11.22 to Today	Per Day	To be Completed in Per Day till 15.08.23
1	CHANDRAPUR	34011	19879	19886	7	14125	13		1284
2	BULDHANA	20422	14824	14830	6	5592	15		508
3	BEED	26163	15858	15863	5	10300	14		936
4	LATUR	26708	20007	20012	5	6696	15		609
5	NAGPUR	15658	9497	9502	5	6156	4		560
6	AHMEDNAGAR	34500	29916	29920	4	4580	21		416
7	PUNE	13139	10364	10368	4	2771	5		252
8	RATNAGIRI	6690	6249	6252	3	438	3		40
9	KOLHAPUR	12902	10939	10941	2	1961	3		178
10	OSMANABAD	17230	11131	11133	2	6097	8		554
11	AURANGABAD	25490	16511	16512	1	8978	11		816
12	JALNA	19447	12557	12558	1	6889	21		626
13	NANDED	22338	12901	12902	1	9436	9		858
14	RAIGAD	8021	5124	5125	1	2896	4		263
15	YAVATMAL	29992	19784	19785	1	10207	16		928
16	AKOLA	19622	13416	13416	0	6206	10		564
17	AMRAVATI	22069	15376	15376	0	6693	11		608
18	BHANDARA	16423	12659	12659	0	3764	3		342
19	DHULE	18426	13624	13624	0	4802	8		437
20	GADCHIROLI	16197	11735	11735	0	4462	9		406
21	GONDIA	13864	10870	10870	0	2994	9		272
22	HINGOLI	20592	10687	10687	0	9905	9		900
23	JALGAON	25759	18488	18488	0	7271	11		661
24	NANDURBAR	14666	10999	10999	0	3667	6		333
25	NASHIK	23554	19335	19335	0	4219	10		384
26	PALGHAR	11748	8245	8245	0	3503	7		318
27	PARBHANI	17934	14114	14114	0	3820	6		347
28	SANGLI	8604	7149	7149	0	1455	3		132
29	SATARA	10647	9767	9767	0	880	4		80
30	SINDHUDURG	2109	2017	2017	0	92	1		8
31	SOLAPUR	18485	15313	15313	0	3172	6		288
32	THANE	5466	4129	4129	0	1337	3		122
33	WARDHA	11273	9453	9453	0	1820	7		165
34	WASHIM	10819	8048	8048	0	2771	8		252
	<b>Total</b>	<b>600968</b>	<b>430965</b>	<b>431013</b>	<b>48</b>	<b>169955</b>	<b>291</b>		<b>15450</b>

राज्य योजना अपूर्ण घरकुले

Sr. No.	Division	रमाई आवास योजना	शबरी आवास योजना	आदीम आवास योजना	पारधी आवास योजना	य.च.मु.व योजना	धनगर आवास योजना	एकूण
1	KONKAN DIV.	1073	6575	600	0	8	10	8266
2	PUNE DIV.	8744	964	56	58	55	362	10239
3	NASHIK DIV.	12322	11883	25	127	20	162	24539
4	AMRAVATI DIV.	17903	10044	2258	213	996	55	31469
5	NAGPUR DIV.	10984	18224	657	22	3424	10	33321
6	AURANGABAD DIV.	54736	6896	48	64	290	87	62121
	<b>Total</b>	<b>105762</b>	<b>54586</b>	<b>3644</b>	<b>484</b>	<b>4793</b>	<b>686</b>	<b>169955</b>

Sr. No.	District	रमाई आवास योजना	शबरी आवास योजना	आदीम आवास योजना	पारधी आवास योजना	य.च.मु.व योजना	धनगर आवास योजना	Completion%
1	SINDHUDURG	91	1	0	0	0	0	95.6%
2	RATNAGIRI	405	21	4	0	8	0	93.5%
3	SATARA	814	32	0	0	34	0	91.7%
4	AHMEDNAGAR	2653	1891	0	16	20	0	86.7%
5	KOLHAPUR	1567	12	0	0	20	362	84.8%
6	WARDHA	1032	665	122	1	0	0	83.9%
7	SANGLI	1444	7	0	4	0	0	83.1%
8	SOLAPUR	3081	82	0	8	1	0	82.8%
9	NASHIK	2670	1494	25	30	0	0	82.1%
10	PUNE	1838	831	56	46	0	0	78.9%
11	PARBHANI	3354	380	0	0	86	0	78.7%
12	GONDIA	1477	1517	0	0	0	0	78.4%
13	BHANDARA	1608	1342	0	0	804	10	77.1%
14	THANE	262	818	257	0	0	0	75.5%
15	NANDURBAR	1029	2638	0	0	0	0	75.0%
16	LATUR	6555	141	0	0	0	0	74.9%
17	WASHIM	1915	851	0	2	0	3	74.4%
18	DHULE	2468	2320	0	14	0	0	73.9%
19	BULDHANA	5034	489	0	17	0	52	72.6%
20	GADCHIROLI	1409	2762	291	0	0	0	72.5%
21	JALGAON	3502	3540	0	67	0	162	71.8%
22	PALGHAR	66	3295	142	0	0	0	70.2%
23	AMRAVATI	3643	2865	0	29	156	0	69.7%
24	AKOLA	4864	1307	0	35	0	0	68.4%
25	YAVATMAL	2447	4532	2258	130	840	0	66.0%
26	AURANGABAD	7588	1383	0	7	0	0	64.8%
27	OSMANABAD	5818	82	0	41	156	0	64.6%
28	JALNA	6665	81	0	8	48	87	64.6%
29	RAIGAD	249	2440	197	0	0	10	63.9%
30	NAGPUR	889	5252	0	6	9	0	60.7%
31	BEED	9798	494	0	8	0	0	60.6%
32	CHANDRAPUR	4569	6686	244	15	2611	0	58.5%
33	NANDED	8938	450	48	0	0	0	57.8%
34	HINGOLI	6020	3885	0	0	0	0	51.9%
	<b>Total</b>	<b>105762</b>	<b>54586</b>	<b>3644</b>	<b>484</b>	<b>4793</b>	<b>686</b>	<b>71.7%</b>

प्रधानमंत्री आवास योजना ग्रामीण - हप्ते वितरण

Sr. No.	Division	1st Installment (Daily Achivement)	1st Installment Remaining	2nd Installment (Daily Achivement)	2nd Installment Remaining	3rd Installment (Daily Achivement)	3rd Installment Remaining
1	NASHIK DIV.	0	6389	0	34192	0	19922
2	AMRAVATI DIV.	0	22721	0	26070	0	13199
3	AURANGABAD DIV.	0	14504	0	44547	0	22818
4	NAGPUR DIV.	0	5530	0	17528	0	8924
5	KONKAN DIV.	0	152	0	2754	0	2067
6	PUNE DIV.	0	5367	0	14212	0	5985
	<b>Total</b>	<b>0</b>	<b>54663</b>	<b>0</b>	<b>139303</b>	<b>0</b>	<b>72915</b>

PMAY-G 1st Ins Pending

SINDHUDURG	0
RAIGAD	11
THANE	35
RATNAGIRI	39
PALGHAR	67
GADCHIROLI	221
SATARA	230
KOLHAPUR	237
SANGLI	254
DHULE	271
NASHIK	495
PARBHANI	586
PUNE	718
WARDHA	754
NANDURBAR	841
GONDIA	889
CHANDRAPUR	993
NAGPUR	1243
BHANDARA	1430
JALNA	1647
BEED	1729
HINGOLI	1762
LATUR	1950
NANDED	2196
JALGAON	2222
WASHIM	2226
YAVATMAL	2243
AURANGABAD	2250
OSMANABAD	2384
AHMEDNAGAR	2560
AKOLA	2941
SOLAPUR	3928
BULDHANA	7365
AMRAVATI	7946

PMAY-G 2nd Ins Pending

SINDHUDURG	158
RATNAGIRI	296
RAIGAD	449
THANE	454
SATARA	751
WARDHA	1151
PALGHAR	1397
GADCHIROLI	2106
KOLHAPUR	2120
OSMANABAD	2159
PUNE	2205
HINGOLI	2658
WASHIM	2676
NAGPUR	2736
GONDIA	3154
SANGLI	3210
AHMEDNAGAR	3269
LATUR	3325
JALNA	3446
CHANDRAPUR	3639
AKOLA	4203
PARBHANI	4493
BULDHANA	4734
BHANDARA	4742
AURANGABAD	4747
NASHIK	5193
SOLAPUR	5926
DHULE	6180
YAVATMAL	6902
BEED	7518
AMRAVATI	7555
NANDURBAR	7790
JALGAON	11760
NANDED	16201

PMAY-G 3rd Ins Pending

SINDHUDURG	120
RATNAGIRI	261
THANE	317
RAIGAD	333
SATARA	618
WARDHA	641
KOLHAPUR	830
PUNE	930
PALGHAR	1036
NAGPUR	1112
SANGLI	1294
HINGOLI	1368
BHANDARA	1639
LATUR	1658
CHANDRAPUR	1750
GADCHIROLI	1765
WASHIM	1808
AKOLA	1878
GONDIA	2017
AHMEDNAGAR	2194
AURANGABAD	2216
SOLAPUR	2313
PARBHANI	2514
OSMANABAD	2698
AMRAVATI	2706
JALNA	2746
BULDHANA	2884
NASHIK	3090
DHULE	3418
BEED	3745
JALGAON	3786
YAVATMAL	3923
NANDED	5873
NANDURBAR	7434

प्रधानमंत्री आवास योजना ग्रामीण - हप्ते वितरण

Sr. No.	District	1st Installment (Daily Achivement)	1st Installment Remaining	2nd Installment (Daily Achivement)	2nd Installment Remaining	3rd Installment (Daily Achivement)	3rd Installment Remaining
1	AHMEDNAGAR	0	2560	0	3269	0	2194
2	AKOLA	0	2941	0	4203	0	1878
3	AMRAVATI	0	7946	0	7555	0	2706
4	AURANGABAD	0	2250	0	4747	0	2216
5	BEED	0	1729	0	7518	0	3745
6	BHANDARA	0	1430	0	4742	0	1639
7	BULDHANA	0	7365	0	4734	0	2884
8	CHANDRAPUR	0	993	0	3639	0	1750
9	DHULE	0	271	0	6180	0	3418
10	GADCHIROLI	0	221	0	2106	0	1765
11	GONDIA	0	889	0	3154	0	2017
12	HINGOLI	0	1762	0	2658	0	1368
13	JALGAON	0	2222	0	11760	0	3786
14	JALNA	0	1647	0	3446	0	2746
15	KOLHAPUR	0	237	0	2120	0	830
16	LATUR	0	1950	0	3325	0	1658
17	NAGPUR	0	1243	0	2736	0	1112
18	NANDED	0	2196	0	16201	0	5873
19	NANDURBAR	0	841	0	7790	0	7434
20	NASHIK	0	495	0	5193	0	3090
21	OSMANABAD	0	2384	0	2159	0	2698
22	PALGHAR	0	67	0	1397	0	1036
23	PARBHANI	0	586	0	4493	0	2514
24	PUNE	0	718	0	2205	0	930
25	RAIGAD	0	11	0	449	0	333
26	RATNAGIRI	0	39	0	296	0	261
27	SANGLI	0	254	0	3210	0	1294
28	SATARA	0	230	0	751	0	618
29	SINDHUDURG	0	0	0	158	0	120
30	SOLAPUR	0	3928	0	5926	0	2313
31	THANE	0	35	0	454	0	317
32	WARDHA	0	754	0	1151	0	641
33	WASHIM	0	2226	0	2676	0	1808
34	YAVATMAL	0	2243	0	6902	0	3923
	<b>Total</b>	<b>0</b>	<b>54663</b>	<b>0</b>	<b>139303</b>	<b>0</b>	<b>72915</b>

राज्यपुरस्कृत आवास योजना ग्रामीण - हप्ते वितरण

Sr. No.	Division	1st Installment (Daily Achivement)	1st Installment Remaining	2nd Installment (Daily Achivement)	2nd Installment Remaining	3rd Installment (Daily Achivement)	3rd Installment Remaining
1	NASHIK DIV.	0	4566	0	9544	0	5381
2	AMRAVATI DIV.	0	7144	0	12581	0	5292
3	AURANGABAD DIV.	0	13177	0	29541	0	13568
4	NAGPUR DIV.	0	9255	0	14861	0	4277
5	KONKAN DIV.	0	1738	0	3038	0	1312
6	PUNE DIV.	0	2025	0	4100	0	1894
<b>Total</b>		<b>0</b>	<b>37905</b>	<b>0</b>	<b>73665</b>	<b>0</b>	<b>31724</b>

State Schemes 1st Ins Pending

SINDHUDURG	10
RATNAGIRI	42
SATARA	94
SANGLI	166
DHULE	189
PALGHAR	209
WARDHA	225
WASHIM	420
BULDHANA	524
THANE	532
KOLHAPUR	566
PUNE	587
NANDURBAR	599
PARBHANI	606
SOLAPUR	612
GONDIA	619
NASHIK	778
JALNA	907
GADCHIROLI	941
RAIGAD	945
BHANDARA	1020
AKOLA	1024
LATUR	1068
AHMEDNAGAR	1178
OSMANABAD	1272
BEED	1460
JALGAON	1822
AURANGABAD	2124
AMRAVATI	2468
YAVATMAL	2708
CHANDRAPUR	2749
NANDED	2850
HINGOLI	2890
NAGPUR	3701

State Schemes 2nd Ins Pending

SINDHUDURG	50
RATNAGIRI	116
THANE	265
SATARA	280
SANGLI	690
NANDURBAR	744
PUNE	829
WARDHA	881
KOLHAPUR	934
RAIGAD	1011
BHANDARA	1274
SOLAPUR	1367
GONDIA	1369
NASHIK	1387
GADCHIROLI	1415
WASHIM	1442
PALGHAR	1596
NAGPUR	1706
BULDHANA	1773
DHULE	1978
AHMEDNAGAR	2077
AMRAVATI	2163
PARBHANI	2238
JALNA	2548
LATUR	2995
AKOLA	3036
JALGAON	3358
OSMANABAD	3393
AURANGABAD	3776
YAVATMAL	4167
BEED	4501
NANDED	5012
HINGOLI	5078
CHANDRAPUR	8216

State Schemes 3rd Ins Pending

SINDHUDURG	24
RATNAGIRI	92
THANE	163
SATARA	208
KOLHAPUR	275
WARDHA	302
SANGLI	311
NAGPUR	351
BHANDARA	362
RAIGAD	443
PUNE	491
GONDIA	547
PALGHAR	590
SOLAPUR	609
WASHIM	709
AMRAVATI	830
NASHIK	835
NANDURBAR	861
AKOLA	986
PARBHANI	1034
GADCHIROLI	1042
BULDHANA	1106
AHMEDNAGAR	1179
JALGAON	1229
DHULE	1277
OSMANABAD	1279
HINGOLI	1427
NANDED	1641
YAVATMAL	1661
LATUR	1665
AURANGABAD	1667
CHANDRAPUR	1673
JALNA	1918
BEED	2937

राज्यपुरस्कृत आवास योजना ग्रामीण -हप्ते वितरण

Sr. No.	District	1st Installment (Daily Achivement)	1st Installment Remaining	2nd Installment (Daily Achivement)	2nd Installment Remaining	3rd Installment (Daily Achivement)	3rd Installment Remaining
1	AHMEDNAGAR	0	1178	0	2077	0	1179
2	AKOLA	0	1024	0	3036	0	986
3	AMRAVATI	0	2468	0	2163	0	830
4	AURANGABAD	0	2124	0	3776	0	1667
5	BEED	0	1460	0	4501	0	2937
6	BHANDARA	0	1020	0	1274	0	362
7	BULDHANA	0	524	0	1773	0	1106
8	CHANDRAPUR	0	2749	0	8216	0	1673
9	DHULE	0	189	0	1978	0	1277
10	GADCHIROLI	0	941	0	1415	0	1042
11	GONDIA	0	619	0	1369	0	547
12	HINGOLI	0	2890	0	5078	0	1427
13	JALGAON	0	1822	0	3358	0	1229
14	JALNA	0	907	0	2548	0	1918
15	KOLHAPUR	0	566	0	934	0	275
16	LATUR	0	1068	0	2995	0	1665
17	NAGPUR	0	3701	0	1706	0	351
18	NANDED	0	2850	0	5012	0	1641
19	NANDURBAR	0	599	0	744	0	861
20	NASHIK	0	778	0	1387	0	835
21	OSMANABAD	0	1272	0	3393	0	1279
22	PALGHAR	0	209	0	1596	0	590
23	PARBHANI	0	606	0	2238	0	1034
24	PUNE	0	587	0	829	0	491
25	RAIGAD	0	945	0	1011	0	443
26	RATNAGIRI	0	42	0	116	0	92
27	SANGLI	0	166	0	690	0	311
28	SATARA	0	94	0	280	0	208
29	SINDHUDURG	0	10	0	50	0	24
30	SOLAPUR	0	612	0	1367	0	609
31	THANE	0	532	0	265	0	163
32	WARDHA	0	225	0	881	0	302
33	WASHIM	0	420	0	1442	0	709
34	YAVATMAL	0	2708	0	4167	0	1661
	<b>Total</b>	<b>0</b>	<b>37905</b>	<b>0</b>	<b>73665</b>	<b>0</b>	<b>31724</b>

## प्रधानमंत्री आवास योजना ग्रामीण - Delayed Houses

■ पहिला हप्ता मिळाल्यानंतर १२ महिने उलटूनही अपूर्ण घरकुले
 ■ पहिला हप्ता मिळाल्यानंतर १८ महिने उलटूनही अपूर्ण घरकुले
 ■ पहिला हप्ता मिळाल्यानंतर १० दिवसानंतरही दुसरा हप्ता न मिळालेली घरकुले
 ■ दुसरा हप्ता मिळाल्यानंतर १० दिवसानंतरही तिसरा हप्ता न मिळालेली घरकुले
 ■ तिसरा हप्ता मिळाल्यानंतर १० दिवसानंतरही अपूर्ण घरांची संख्या

जिल्हा	पहिला हप्ता मिळाल्यानंतर १२ महिने उलटूनही अपूर्ण घरकुले	पहिला हप्ता मिळाल्यानंतर १८ महिने उलटूनही अपूर्ण घरकुले	पहिला हप्ता मिळाल्यानंतर १० दिवसानंतरही दुसरा हप्ता न मिळालेली घरकुले	दुसरा हप्ता मिळाल्यानंतर १० दिवसानंतरही तिसरा हप्ता न मिळालेली घरकुले	तिसरा हप्ता मिळाल्यानंतर १० दिवसानंतरही अपूर्ण घरांची संख्या
AHMEDNAGAR	2684	1555	3118	1780	33
AKOLA	4123	3170	3615	993	588
AMRAVATI	7424	4985	6811	1594	1021
AURANGABAD	3589	2119	4467	1340	614
BEED	4842	1792	6385	2233	589
BHANDARA	8158	4628	4126	1005	2801
BULDHANA	3727	1909	4149	1385	781
CHANDRAPUR	3650	1813	3073	934	631
DHULE	8924	3930	5785	2608	1876
GADCHIROLI	4239	2233	2014	1325	1185
GONDIA	1851	1509	2881	1352	173
HINGOLI	1937	642	2455	821	159
JALGAON	9787	6330	10738	2532	607
JALNA	2664	1029	3192	1730	460
KOLHAPUR	2031	650	1934	562	137
LATUR	1311	653	3174	862	81
NAGPUR	3229	2189	2494	866	621
NANDED	11986	8353	15467	3316	392
NANDURBAR	15421	9862	7535	5522	5818
NASHIK	7550	3376	4829	2392	1603
OSMANABAD	1975	564	1583	2488	14
PALGHAR	1740	567	1303	742	1051
PARBHANI	1257	669	4157	1346	125
PUNE	2632	1644	1929	697	599
RAIGAD	693	325	434	273	157
RATNAGIRI	346	29	265	195	120
SANGLI	3287	2103	2959	817	293
SATARA	744	278	660	415	240
SINDDHURG	156	57	146	108	34
SOLAPUR	5578	4322	5240	1517	690
THANE	748	172	444	234	273
WARDHA	1210	687	952	506	229
WASHIM	1469	768	2263	1131	51
YAVATMAL	7689	3988	6449	2379	1891